

1.7.1 Student Satisfaction Survey (SSS) on overall institutional performance (Institution may design the questionnaire) (results and details be provided as weblink)

STUDENT SATISFACTION SURVEY (SESSION 2017-2019)

CURRICULUM FEEDBACK B.Ed.)

Performance Appraisal of subject teachers/ office staff by the students in session 2017-19

(Tick mark the options chosen from the subject teacher/ official concern)

Subjects	Very Good	Good	Satisfactory	Unsatisfactory/ unanswred
-C1 Childhood & Growing Up	46%	30%	20%	3.2%
C2 Contemporary India & Education	55.9%	31%	12.9%	-
C3 Understanding Disciplines and Subjects	31.1%	43%	21.5%	4.3%
C4 School Management	64.5%	26.8%	5.3%	3.2%
C5 Pedagogy of school subject-1	58.06%	32%	8.6%	1.07%
C6 Pedagogy of school subject -2	62.3%	32.2%	3.2%	2.15%
C7 Participation in Sports and Yoga	29.30%	49.46%	8.6%	3.2%
C8 Pre-Internship- 1(2 Weeks)	52.6%	34.4%	10.7%	7.5%
Engagement with Field				
C9 Learning and Teaching	43%	46.2%	8.6%	2.15%
C10 Assessment for Learning	40.8%	43.5%	10.7%	5%
C11 Language across the curriculum	43%	43%	8.6%	5%
C12 Understanding of ICT(EPC-1)	60.2%	27.9%	9.6%	2.15%
C13 Drama & Art in Education (EPC-II-A)	26.88%	41.9%	29%	21.5%
C14 Pedagogy of School subject-1	56.9%	33.3%	9.6%	-
C15 Pedagogy of School subject -2	62.36%	32.3%	5%	2.15%

C16 Participation in Sports and Yoga	27.9%	44.08%	24%	3.2%
C17 Pre- Internship -2 (2 Weeks) Field Engagement	48.38%	40.8%	8.6%	2.15%
C-18 School Internship (16 weeks)	71.6%	26.4%	1.88%	0.12%
C-19 Knowledge and Curriculum	71.6%	24.5%	3.77%	0.13%
C-20 Creating Inclusive School	64.1%	33.9%	1.88%	0.12%
C-21 Guidance and Counselling	33.9%	59.4%	3.77%	2.93%
C-22 Understanding the self(EPC-III)	20.7%	49%	28.3%	1.88%
C-23 Reading and Reflecting on Text(EPC-IV)	18.86%	54.7%	20.7%	5.66%
E1-E6 (Elective options) (Any one from the following)				
(i)Gender, School and society	28.43%	53.2%	15.6%	6.37%
(ii)Health and Physical Education	38.96%	46.7%	13.9%	0.44%
(iii)Peace Education	48.6%	36.4%	12.8%	2.2%
(iv)Vocational and work Education	39.5%	35.9%	19.2%	5.4%
(v)Environmental Education	32.07%	56.60%	7.5%	3.83%
(vi)School library services	33.9%	60.3%	5.66%	0.14%
C-23 Participation in community services, cultural activities, educational tour/trip	45.2%	49%	2.48%	3.32%
C-24 Participation in sports and Yoga	28.43%	53.2%	15.6%	6.37%
NSS	38.96%	46.7%	13.9%	0.44%
Conduct of the following:	Very Good	Good	Satisfactory	Unsatisfactory / unanswred
Library Staff	39.6%	56.6%	3.77%	0.03%



Dr. (Mrs.) Agnese Dhillon
Principal,
Dev Samaj College of Education
Sector 36-B, Chandigarh.

Computer Staff	35.8%	58.49%	4.66%	1.05%
Office staff	37.73%	56.6%	3.66%	2.01%
Supporting Staff	45.2%	49%	5.8%	-

STUDENTS GRIEVANCE REDRESSAL

Session 2017-19 (B.Ed. I)

Overall Feedback Very Good Good Satisfactory Unsatisfactory/ unanswered

45.16%	45.16%	9.68%	0%
--------	--------	-------	----

Session 2017-19 (B.Ed. II)

Overall Feedback Very Good Good Satisfactory Unsatisfactory/ unanswered

30%	58.4%	11.60%	-
-----	-------	--------	---

GUIDANCE AND COUNSELING CELL FEEDBACK

Session 2017-19 (B.Ed. I)

Overall Feedback Very Good Good Satisfactory Unsatisfactory / unanswered

36.5%	49.4%	13.95%	-
-------	-------	--------	---

Session 2017-19 (B.Ed. II)

Overall Feedback Very Good Good Satisfactory Unsatisfactory /unanswered

37.7% 52.8% 9.50% -

NSS FEEDBACK

Session 2017-19 (B.Ed. I)

Overall Feedback Very Good Good Satisfactory Unsatisfactory/ unanswered

49.5% 47.3% 3.2% -

Session 2017-19 (B.Ed. II)


Overall Feedback Very Good Good Satisfactory Unsatisfactory/ unanswered

37.7% 56.6% 5.70% -

FEED BACK ON OVERALL EVALUATION OF THE PROGRAMME AND TEACHING

Session 2017-19 (B.Ed. I)

S.No.	Parameters	V. Good	Good	Satisfactory	Unsatisfactory / unanswered
1	Depth of the course content including project work if any	31.3%	56.9%	11.85%	-
2	Extent of coverage of course	30.10%	52.6%	15.05%	2.15%
3	Applicability/relevance to real life situations	39.78%	44.08%	16%	
4	Learning value (in terms of knowledge, concepts, manual skills,	39.78%	41.09%	17.82%	1.07%


Dr. (Mrs.) Agnese Dhillon
Principal,
Dev Samaj College of Education
Sector 36-B, Chandigarh.


	analytical abilities and broadening perspectives)				
5	Clarity and relevance of textual reading material	26.08%	51.6%	19.35%	5.3%
6	Relevance of additional source material (Library)	31.1%	40.8%	24.7%	3.22%
7	Extent of effort required by students	31.1%	50.5%	13.9%	4.03%
8	Knowledge base of the teacher (as perceived by you)	46.2%	38.7%	10.75%	4.03%
9	Communication Skills (in terms of articulation and comprehensibility)	50.5%	33.3%	12.9%	3.22%
10	Sincerity / Commitment of the teacher	53.76%	38.7%	6.45%	1.07%
11	Interest generated by the teacher	40.86%	47%	10.75%	1.07%
12	Ability to integrate course material with environment/other issues, to provide a broader perspective	26.88%	62.3%	8.6%	2.15%
13	Ability to integrate content with other courses	27.9%	51.6%	17.20%	3.22%
14	Accessibility of the teacher in and out of the class (includes availability of the teacher to motivate further study and discussion outside class)	32.2%	53.7%	11.28%	2.15%
15	Ability to design quizzes /Tests /assignments / examinations and projects to evaluate students understanding of the course	32.2%	46.2%	19.3%	2.15%
16	Provision of sufficient time for feedback	20.43%	54.8%	22.3%	2.15%
17	Overall rating	35.48%	49.46%	13.9%	1.07%

FEED BACK FOR OVERALL EVALUATION OF THE PROGRAMME AND TEACHING

Session 2017-19 (B.Ed. II)

S.No.	Parameters	V. Good	Good	Satisfactory	Unsatisfactory/unanswered
-------	------------	---------	------	--------------	---------------------------

5


 Dr. (Mrs.) Agnese Dhillon
 Principal,
 Dev Samaj College of Education
 Sector 36-B, Chandigarh.

1.	Depth of the course content including project work if any	15%	64.3%	20.7%	-
2.	Extent of coverage of course	15%	56.6%	28.3%	0.1%
3.	Applicability/relevance to real life situations	16.9%	52.8%	30.18%	0.12%
4.	Learning value (in terms of knowledge, concepts, manual skills, analytical abilities and broadening perspectives)	28.4%	50.9%	22.6%	0.1%
5.	Clarity and relevance of textual reading material	16.9%	69.8%	13.2%	0.1%
6.	Relevance of additional source material (Library)	28.3%	60.3%	11.31%	0.09%
7.	Extent of effort required by students	22.6%	62.2%	15%	0.2%
8.	Knowledge base of the teacher (as perceived by you)	43.3%	49%	7.54%	0.16%
9.	Communication Skills (in terms of articulation and comprehensibility)	33.9%	58.4%	7.54%	0.16%
10.	Sincerity / Commitment of the teacher	43.3%	47.16%	9.43%	0.11%
11.	Interest generated by the teacher	33.9%	60%	5.66%	0.44%
12.	Ability to integrate course material with environment/other issues, to provide a broader perspective	18.86%	56.6%	24.5%	0.04%
13.	Ability to integrate content with other courses	18.86%	62.26%	18.86%	0.02%
14.	Accessibility of the teacher in and out of the class (includes availability of the teacher to motivate further study and discussion outside class)	22.64%	66%	11.32%	0.04%
15.	Ability to design quizzes /Tests /assignments / examinations and projects to evaluate students understanding of the course	28.30%	58.4%	13.2%	0.01%
16.	Provision of sufficient time for feedback	24.5%	58.4%	16.9%	0.2%
17.	Overall rating	22.64%	67.9%	9.43%	0.03%

STUDENT SATISFACTION SURVEY (M.Ed.) (2017-19 Batch) I and II Semesters


S.No	Course Code	Name of the Paper/Subject	Very Good	Good	Satisfactory	Un-Satisfactory
------	-------------	---------------------------	-----------	------	--------------	-----------------

	C01-PIE-I	Perspectives in Education -I	92.3%	6.1%	1.6%	-
1	C02- LLP-I	Learner and Learning Process-I	87.8%	10.2%	2%	-
2	C03-ERS-I	Educational Research and Statistics-I	92.0%	6.8%	1.2%	-
3	C04-HOE-I	History of Education-I	84.8%	13.6%	1.6%	-
4	C05-TED-I	Teacher Education-I	89.2%	9.5%	1.3%	-
5	C06- DIS-I	Dissertation-I (Orientation to Writing a synopsis)	83.7%	12.8%	2.5%	0.8%
6	C07-PED-II	Process of Education-II	83.8%	13.4%	2.8%	-
7	C08-PIS-II	Psychology for Individual and Social Development-II	90.6%	8.4%	1.0%	-
8	C9-ERS-II	Educational Research and Statistics-II	84.5%	12.8%	2.7%	-
9	C10-DIS-II	Dissertation –II (Submission of Research Proposal)	78.6%	18.9%	2.0%	0.5%
10	C11-SDS-II	Self Development Skills-II (Yoga, Communication and Professional Skills)	79.4%	13.6%	7%	-
11	E01-PSE-II	Pedagogy of Science Education-II	94.4%	3.4%	2.2%	-
12	E02-PSS-II	Pedagogy of Social Science Education-II	94.6%	3.4%	2.0%	-
13	E03-PLE-II	Pedagogy of Language Education-II	86.8%	6.4%	6.8%	-


STUDENT SATISFACTION SURVEY (2017-2018)
(Post Graduate Diploma in Guidance and Counseling)

S.No	Semester	Name of the Paper/Subject	Very Good	Good	Satisfactory	Un-Satisfactor
1	Sem I	Introduction To Guidance	94.4%	3.4%	1.2%	1%
2	Sem I	Introduction to Counselling	79.4%	13.6%	5.5%	1.5%
3	Sem I	Educational and Psychological Appraisal	87.8%	10.2%	2%	-

7


 Dr. (Mrs.) Agnese Dhillon
 Principal,
 Dev Samaj College of Education
 Sector 36-B, Chandigarh.

4	Sem II	Counseling Children And Adolescents With Different Abilities	83.8%	12.4%	2.8%	1.0%
5	Sem II	Career Education	84.8%	12.8%	1.6%	0.8%
6	Sem II	Supervised Practicum / Internship/ Work Based Learning	74.0%	20.6%	3.2%	2.2%


Dr. (Mrs.) Agnese Dhillon
Principal,
Dev Samaj College of Education
Sector 36-B, Chandigarh.